



IDEAL FOR



Ciottoli S03

→20 \times 17 \uparrow 5,5 cm

Vol. 0,006 m³ - 0,3L



Ciottoli S06

→23 \times 21 \uparrow 6,5 cm

Vol. 0,010 m³ - 0,6L



Ciottoli S1

→27,5 \times 23,5 \uparrow 7,5 cm

Vol. 0,017 m³ - 1L



Ciottoli S2

→34,5 \times 27 \uparrow 8,5 cm

Vol. 0,027 m³ - 2L




Possibilità di riempimento della parte interna con sabbia, ghiaia ecc. per una maggiore stabilità.

Possibility to fill with sand or stones for maximum stability.

Für eine optimal Stabilität besteht die Möglichkeit zur Befüllung mit Sand, Kies etc.



Possibilité de remplir la partie intérieure avec du sable ou du gravier pour améliorer la stabilité.



Ciottoli D03

→20 \times 30 \uparrow 5,5 cm




Vol. 0,010 m³ - 0,3+0,3L



Ciottoli D06

→39,5 \times 23 \uparrow 6,5 cm

Vol. 0,019 m³ - 0,6+0,6L



Dotata di pratici piedini in gomma antiscivolo.

Equipped with non-slip rubber feet.

Versehen mit praktischen, rutschfesten Gummifüßen.

Equipée de pieds antidérapants en caoutchouc.